

WT6000 Wearable Computer

THE NEXT GENERATION IN INDUSTRIAL WEARABLE COMPUTERS BRINGS UNPARALLELED COMFORT TO HANDS-FREE MOBILITY

Wearable computers give workers the hands-free mobility they need to boost productivity to a new level. But your workers find today's wearables uncomfortable — until now. Introducing the WT6000, the new Android wearable computer that sets a new standard for enterprise-class wearability. It's smaller and lighter than other wearables on the market. With the incredible new mounting system, the WT6000 fits comfortably on every worker, on any size arm. The larger touchscreen provides more real estate to display intuitive graphical Android applications. Integrated NFC allows workers to instantly tap-to-pair with Zebra's Bluetooth ring scanner, Bluetooth headset and Bluetooth printers at the start every shift, making it easy to deploy a complete hands-free speech-directed solution. And the industrial rugged design delivers maximum uptime in your most demanding environments. The result? Maximum comfort. Maximum durability. Maximum workforce productivity. The WT6000 — putting the wearable in industrial wearable computing.



Compact Size — 27% Lighter and 36% Less Volume

Its breakthrough ergonomic design is smaller than prior generation Zebra wearable devices, bringing unprecedented comfort to industrial wearable computing.

Rugged and Ready for Your Toughest Environments

The WT6000 is dustproof, sprayproof, built to handle the subzero temperatures in the freezer, as well as 1,000 tumbles. And the new industry-best scratch-resistant Corning® Gorilla® Glass 3 touchscreen fortifies the most vulnerable part of any mobile computer — the display.

A Larger Display with Multi-Touch Capacitive Touchscreen

Workers get everything they need to maximize productivity — more space to display needed information; input is easy with gloves; it works even when wet; and offers pinch-to-zoom, swipe and all the other familiar behaviors on today's Android devices.

Mobility DNA Ingredients for Superior Value

With our industry-leading Mobility DNA tools, the WT6000 is the most user-friendly, secure and easy-to-manage enterprise-class Android wearable mobile computer, right out of the box.

Transform “Green Screens” to All-Touch Screens

Zebra's All-touch TE is pre-loaded and pre-licensed, allowing you to give the front end of your Terminal Emulation apps an intuitive touch interface, automatically — right out of the box.

Programmable Softkeys Simplify Your Most Complex Operations

Now, complex multi-step processes can be completed with the press of one softkey. With our advanced haptic technology, your workers won't even miss the keyboard — you can control when vibration occurs, how many times and for how long, bringing a new level of usability to touchscreen input in the enterprise.

Increase Worker Productivity by 15% with Zebra's Total Wearable Solutions

Zebra has everything you need to create a powerful hands-free picking solution that allows workers to pick more orders, more accurately, every day. Start by creating a Total Wearable Solution — just pair our RS6000 Bluetooth ring scanner and our HS3100 Bluetooth headset to a WT6000 with a simple tap. Then, leverage the power of Zebra TekSpeech Pro 4 to quickly and easily create a next-generation multi-modal speech-directed picking application that marries speech with all the data capture capabilities of the Total Wearable Solution. Now, your workers can hear and respond to voice prompts; view information on the WT6000 display; capture barcodes and photos with the ring scanner; print labels and more — all within a single workflow. The result? Workers can increase productivity by 15%, with 39% fewer errors than typical voice-only solutions.*

A Groundbreaking New Mounting System for Superior Comfort, Hygiene and Safety



We've replaced the standard velcro mount with a best-in-class closure system found in over 25 million products around the world. With micro-adjustability, your workers can get a perfect fit in seconds, customized to their arm — all with just the simple turn of a knob. Pressure points are eliminated and the arm mount stays locked in place, yet can be released in seconds. A new breathable, rubberized and vented silicone sleeve is comfortable, even on bare skin. And the non-absorbent material is easy to wipe down, making it easy to clean at the start and end of every shift.

An Innovative All-in-One Cradle System Completes Your Solution









Traditionally, backroom management of wearable solutions has been cumbersome and expensive, requiring different cradles and power supplies for wearable computers and ring scanners. Zebra's unparalleled ShareCradle system brings a new level of simplicity to device management. Now you can charge your WT6000 wearable computer and RS6000 ring scanners in a single modular cradle, without removing the batteries. And the WT6000 and RS6000 share the same battery, greatly simplifying battery management.

For more information, visit www.barcodes.com.au/WT6000-Wearable-Mobile-Computer or call us on 1300 800 999

WT6000 Specifications

PHYSICAL AND ENVIRONMENTAL CHARACTERISTICS	
Dimensions	4.7 in. L x 3.5 in. W x .7 in. D and 1.3 in. (D) local to the battery 121 mm L x 89 mm W x 20 mm D and 34 mm (D) local to the battery
Weight	8.7 oz./245 g with battery
Display	WVGA (800 x 480 pixels); 3.2 in. diagonal; transreflective LCD Display and IPS Technology; 16.7 Million (24-bit) color support; 400+ NITS
Touchpanel	Corning Gorilla Glass 3; multi-touch projected capacitive; fingertip (bare or gloved) input; conductive stylus supported
Keypad Options	On-screen keypad; three programmable function keys
Backlight	Configurable LED backlight control
Power	 3350 mAh capacity; PowerPrecision+; Li-Ion Battery Pack; Backup power — SuperCap technology
Notification	Vibration; audible tone; multi-color LED
Pairing	NFC Tag: Tap-to-Pair; used to simplify the pairing process Bluetooth: Scan-to-Pair; by displaying a barcode on screen and a peripheral device may connect by scanning the on screen barcode
PERFORMANCE CHARACTERISTICS	
Processor	Quad-Core 1 GHz processor
Operating System	 Android Lollipop 5.1 with Mobility Extensions (Mx)
Memory	4GB Flash (SLC); 1 GB RAM
Data Capture Options	* SE965 1D standard range scan engine supported peripheral module RS4000 * SE4750-SR or MR; standard or medium range next generation omni-directional 1D/2D imaging engine supported peripheral module RS6000 * SE4500-SR or DL; Standard or Driver's License omni-directional 1D/2D imaging engine supported peripheral module RS507
Communications	USB (Host and Client)
WIRELESS DATA COMMUNICATIONS	
Bluetooth	Bluetooth 4.1 (Bluetooth Smart technology); Class 1 and Class 2
NFC	Multiprotocol NFC reader
Wireless LAN Radio	IEEE 802.11a/b/g/n/ac
Data Rates	5GHz: 802.11a/n — up to 135 Mbps; 802.11ac — Single-stream and dual-stream solution with data rates up to 433.3 and 866.7 Mbps 2.4GHz: 802.11b/g/n — up to 72.2 Mbps (one stream) 144.4 Mbps (dual stream)
Operating Channels	Channels 36 - 165 (5180 - 5835 MHz); Channels 1 - 13 (2412 - 2472 MHz) (Actual operating channels/frequencies depend on regulatory rules and certification agency)
Security and Encryption	WEP, WPA - TKIP, WPA2- TKIP, WPA2-AES EAP-TLS/PAP, EAP-TTLS/MSCHAPv2, PEAPv0/EAP-MSCHAPv2, PEAPv1/EAP-GTC, TTLSMSCHAP, EAP-TLS, EAP-FAST (MSCHAPv2 and GTC), LEAP VPN functionality (L2TP, PPTP and IPSec)
Multimedia	Wi-Fi Multimedia™ (WMM)
Certifications	802.11n, 802.11ac, CCXv4
Fast Roam	PMKID caching, Cisco CCKM, OKC, 802.11r

USER ENVIRONMENT	
Operating Temp.	-22°F to 122°F/-30°C to +50°C
Storage Temp.	-40°F to 158°F/-40°C to +70°C
Humidity	5 to 95% non-condensing
Thermal Shock	-40°F to 158°F/-40°C to 70°C rapid transition
Drop Specification	Multiple 4 ft. drops to concrete across the temperature range
Tumble Spec	1,000 tumbles @ 0.5 m
Sealing	IEC 60529: IP65
Vibration	Sine 5-2000 Hz, 4g peak, 1 hour per axis Random 20-2000 Hz, 6g RMS or 0.04g2/Hz, 1 hour per axis
Electrostatic Discharge (ESD)	+/-20kV air discharge, +/-10kV contact discharge, +/-10kVdc indirect discharge.
VOICE AND AUDIO	
Voice and Audio	Integrated speaker; integrated microphone; mono wired headsets with a microphone and push-to-talk button; Bluetooth wireless headset support
Push-to-Talk	PTT (client included); wired headset support; PTT supports headset and speakerphone mode
Speech Directed Picking	TekSpeech Pro 4 Certified; compatible with 3rd party VDP clients
ENTERPRISE SOFTWARE	
Applications	PTT Express Client; All-touch Terminal Emulation (TE)
Staging/MDM	SOTI MobiScan; Airwatch; StageNow
Tools	App Gallery; Enterprise Browser; Enterprise Diagnostic (B2M)
Development	EMDK available through Zebra Support Central Web site
Data Capture	DataWedge
Utilities	Diagnostics — RxLogger; Enterprise Home Screen
MOBILITY DNA SOLUTIONS	

	All-touch Terminal Emulation		AppGallery		DataWedge
	EMDK		Enterprise Browser		Enterprise Home Screen
	StageNow		TekSpeech Pro		Workforce Connect PTT Express/PTT Pro

Mobility DNA solutions help you get more value out of our mobile computers by adding functionality as well as simplifying deployment and management of our mobile devices. For more information on these Zebra-only features, please visit www.zebra.com/mobilitydna

WARRANTY

Subject to the terms of Zebra's hardware warranty statement, the WT6000 is warranted against defects in workmanship and materials for a period of 1 (one) year from the date of shipment. For complete warranty statement, please visit: <http://www.zebra.com/warranty>

RECOMMENDED SERVICES

Zebra OneCare

* Multi-modal Picking Usability Testing - E-Commerce; United States Ergonomics; July 31, 2015

Ideal for These Applications

Warehousing

- Warehouse management
- Receiving
- Picking/put-away
- Yard management

Retail

- Back of store warehouse management
- Price audits/changes
- Receiving
- Inventory management
- In-store communications

Manufacturing

- Inventory management
- Replenishment
- Parts tracking

Transportation and Logistics

- Warehouse management



Phone: 1300 800 999
Email: sales@barcodes.com.au
Website: www.barcodes.com.au